APPROVED

Structural Safety Should be Ensured by the Party.

PERMISSION ACCORDED AS PER ACT AND BUILDING PLAN REGULATIONS (WBMC) 2009.

BUILDING PLAN APPROVED ON THE BASIS OF THE INDEMNITY BOND. LAND MUTATION & CONVERSION IS THE RESPONSIBILITY OF THE OWNER

PLAN No-CB/039/17
RB/CB/IB/PB/RUT/
APN........./........../
20.19 .......20.20
Date 08.05.2019

Commissioner
Durgapur Municipal Corporation

Mohan Lal Majee,
Planner in-Charge, Building Plan,
Durgapur Municipal Corporation

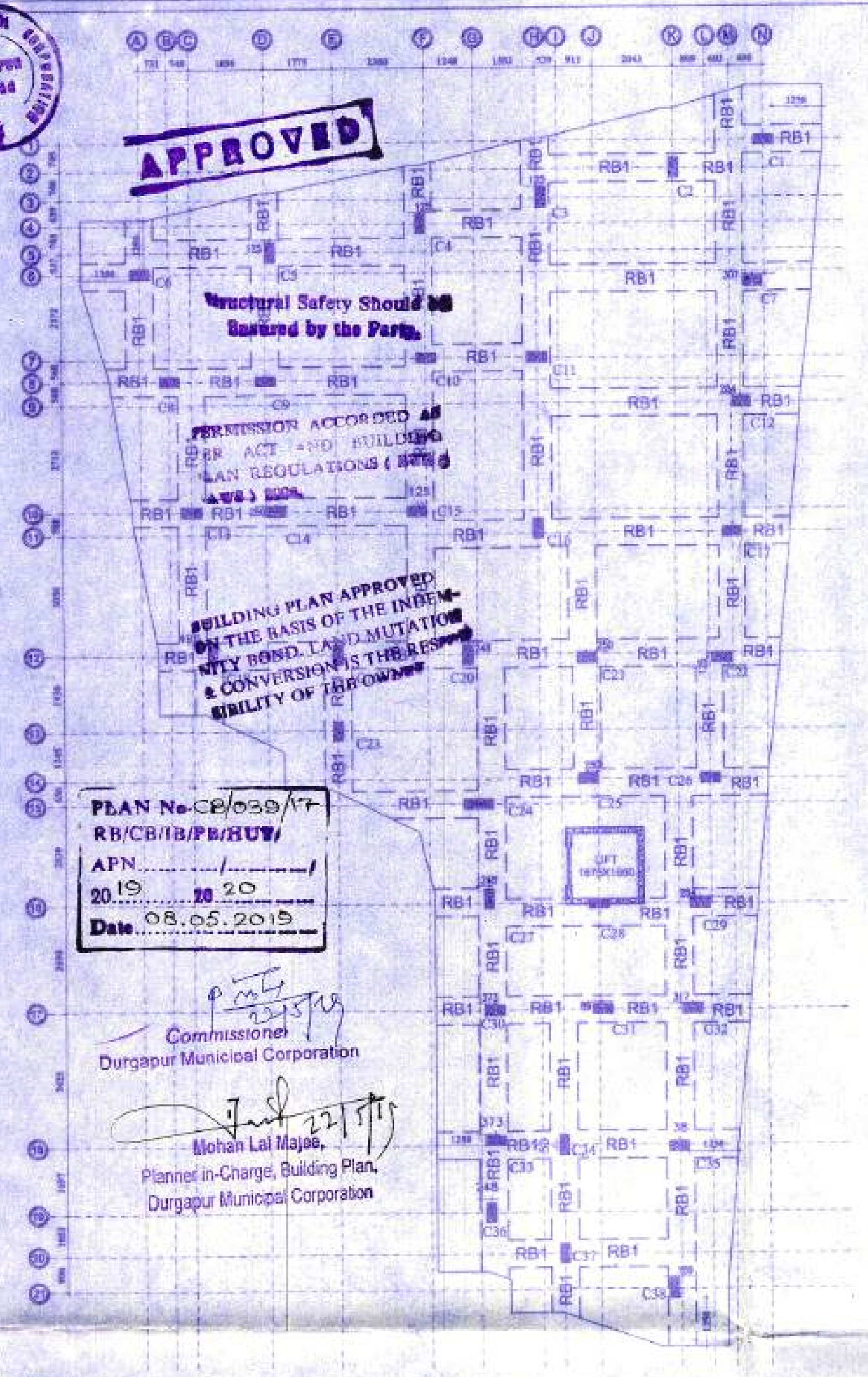


1 RAFT FOUNDATION LAYOUT PLAN
SCALE: 1:100

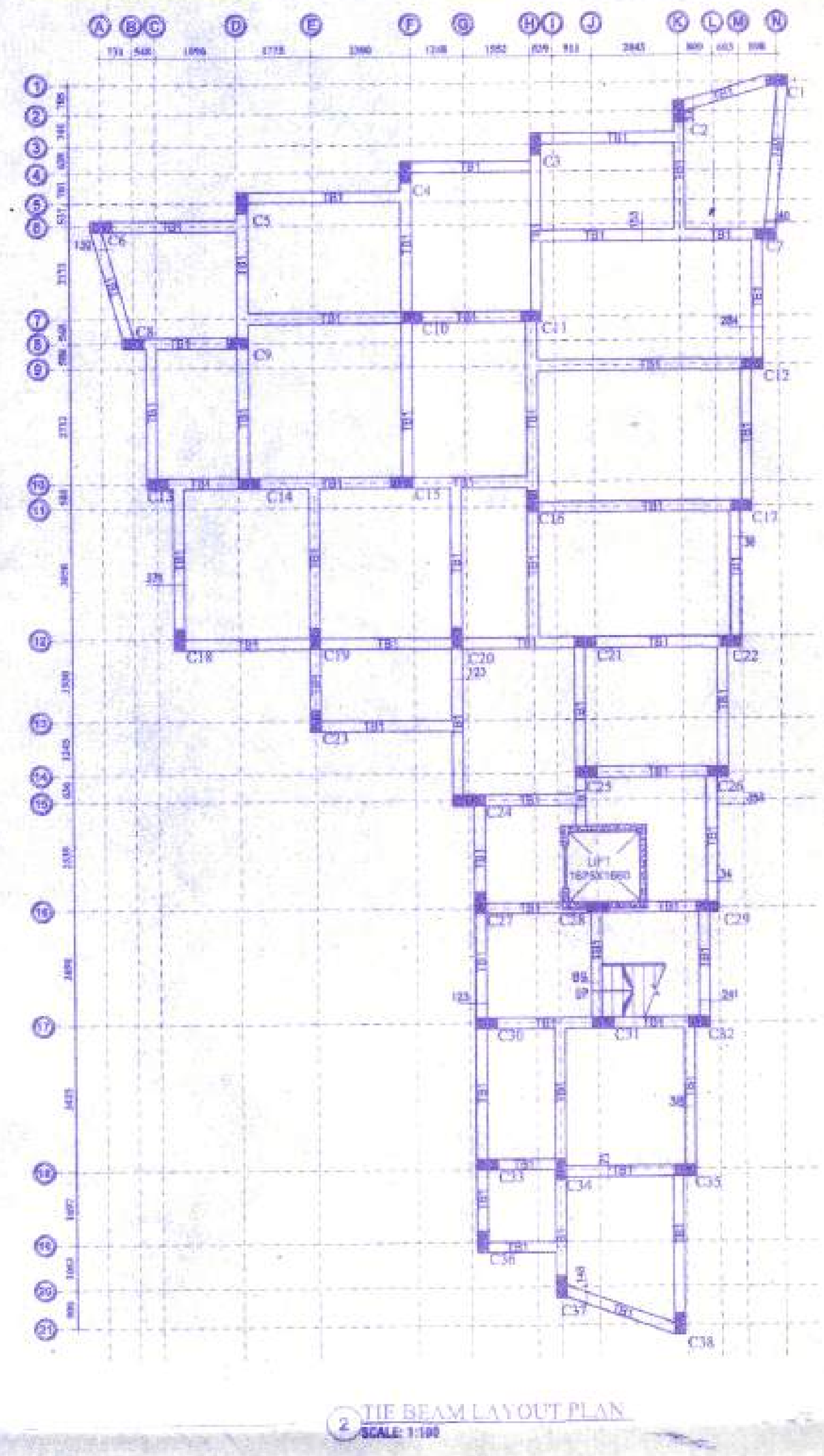


2 TIE BEAM LAYOUT PLAN
SCALE: 1:100

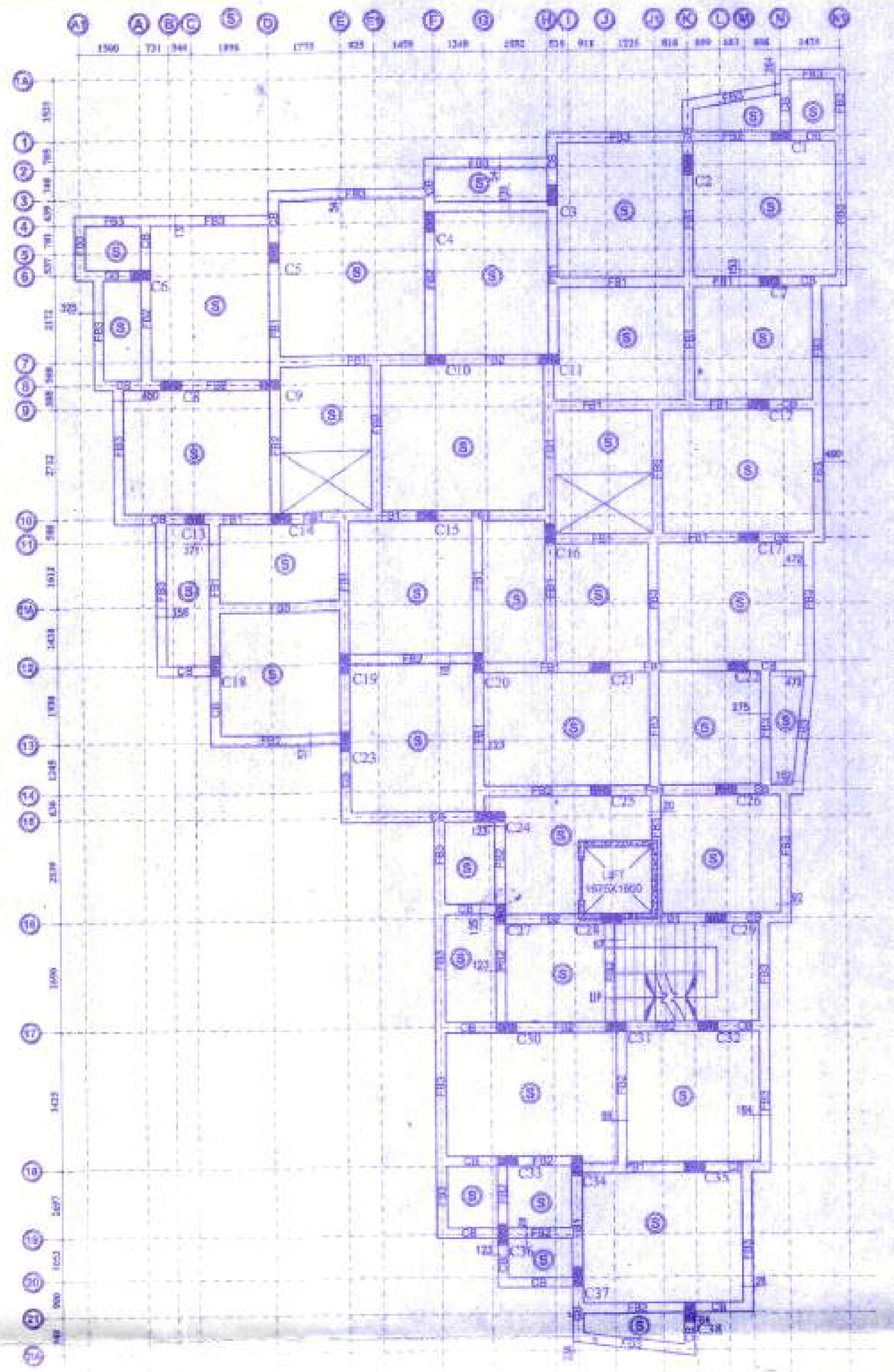


3 FLOOR BEAM LAYOUT PLAN
SCALE 1:100

TABLE NO:-01 (SCHEDULE OF BEAMS)

| Beam Mkd | Size B | Size D | All Through Top | All Through Bott. | Ext. at End Supp. Top | Ext. at Span Bott. | Ext. at Cont. Supp. Top | STIRRUPS Support | STIRRUPS Span |
|---|---|---|---|---|---|---|---|---|---|
| CB | 250 | 500 | 3-20φ | 2-20φ | | | | 2L-8φ@175 C/C | 2L-8φ@125 C/C |
| FB1 | 250 | 450 | 2-20φ | 2-20φ | 1-20φ | 1-20φ | 1-20φ | 2L-8φ@175 C/C | 2L-8φ@150 C/C |
| FB2 | 250 | 400 | 2-16φ | 2-16φ | 1-16φ | 1-16φ | 1-16φ | 2L-8φ@135 C/C | 2L-8φ@150 C/C |
| FB3 | 250 | 350 | 2-16φ | 2-16φ | 1-16φ | 1-16φ | 1-16φ | 2L-8φ@125 C/C | 2L-8φ@150 C/C |
| TB1 | 250 | 450 | 2-16φ | 2-16φ | 2-16φ | 2-16φ | 2-16φ | 2L-8φ@125 C/C | 2L-8φ@150 C/C |

TABLE NO:-02 (SCHEDULE OF R.C.C. COLUMN)

| COLUMN TYPE | COLUMN NO | FOUNDATION to FIRST FLOOR | 2ND&3RD FLOOR | 4TH FLOOR |
|---|---|---|---|---|
| COLUMN TYPE:-1 (250X550) | C9,C10,C11, C14,C15,C16, C19,C20,C21, C25,C28,C31, C34 | 10-20φ | 6-20φ+4-16φ | 10-16φ |
| COLUMN TYPE:-2 (250X550) | C1,C2,C3, C4,C5,C6, C7,C8,C12, C13,C17,C18, C22,C23,C26, C27,C29,C30, C32,C33,C35, C36,C37,C38 | 6-25φ+4-20φ | 6-20φ+4-25φ | 10-20φ |
| COLUMN TYPE:-3 (250X750) | C24 | 10-20φ | 10-20φ | 10-20φ |
| | | 4L 8T TIES @ 150 C/C | | |

PROJECT NAME:-

STRUCTURAL DRAWING OF PROPOSED(G+3+1) ADDITIONAL ONE EXTRA FLOOR FIVE STORIED RESIDENTIAL (APARTMENT) BUILDING OF SRI ARUN KUMAR SANNIGRAHI,OVER, R.S. PLOT NO.- 513 (P). L.R. PLT-3199, 3206 3208,3207
MOUZA - FULJHORE,
J.L.NO.- 82, P.S -DURGAPUR ,DIST- BURDWAN
HOLDING NO.-N/185
LD NO.-0065445
CIRCLE /WARD NO.-25
STREET NAME.-ROAD -72,FULJHORE DGP-06

NOTES :-

1. All dimensions are in mm otherwise stated.
2. Safe bearing capacity of soil taken -9, T/SQM
3. Grade of concrete M25 .
4. Grade of steel Fe 500.
5. depth of foundation 2 M
5. The top layer of reinforcement shall be placed over bot layer of reinforcement with chair of 10 T bar. @ 900 c/c .
6. At a time of construction ductile detailing must be followed as per IS:13920.
7. 8T Binder @ 200 C/C binder for top & bot bar as required

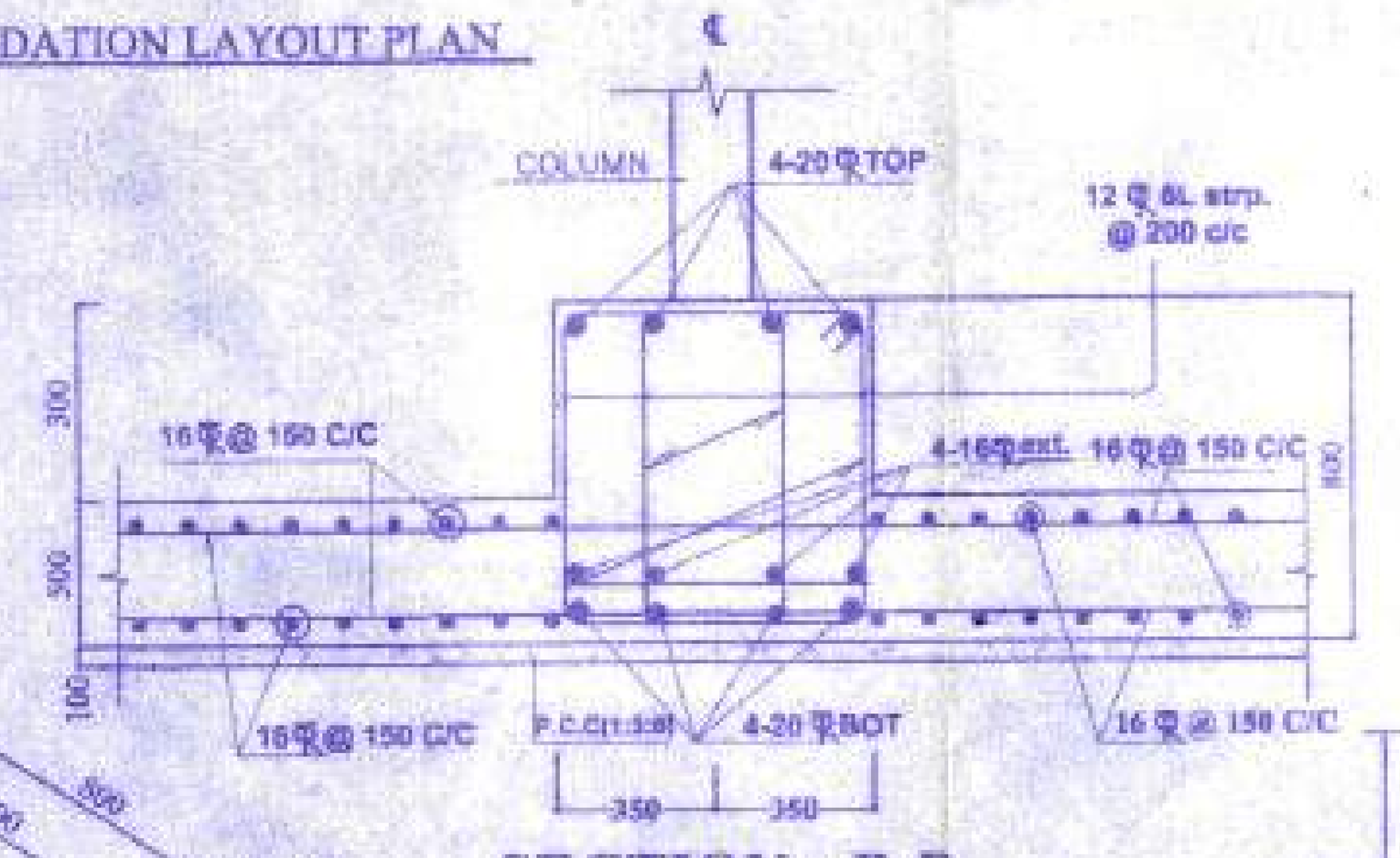


SECTION:- B-B
SCALE 1:25

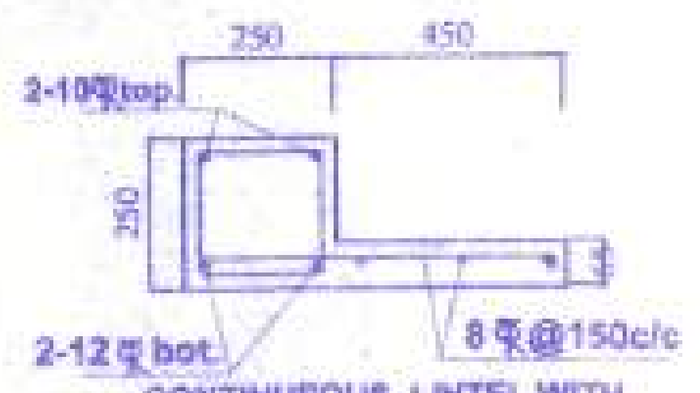


CONTINUEOUS LINTEL WITH CHAJJA ALONG EXTERNAL WALL

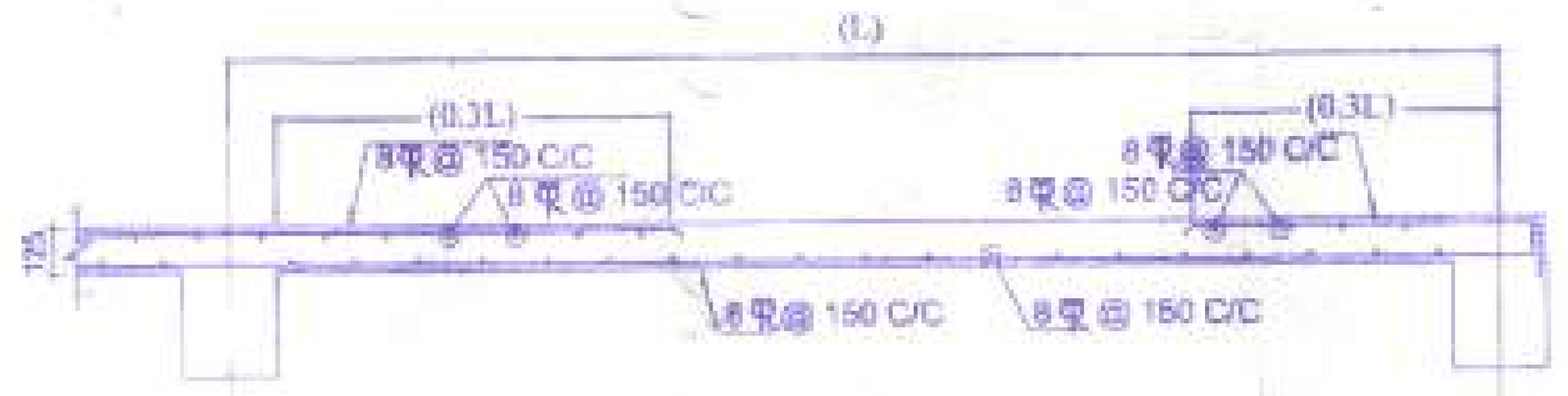


4 DETAILS OF SLAB (S)
SCALE 1:25

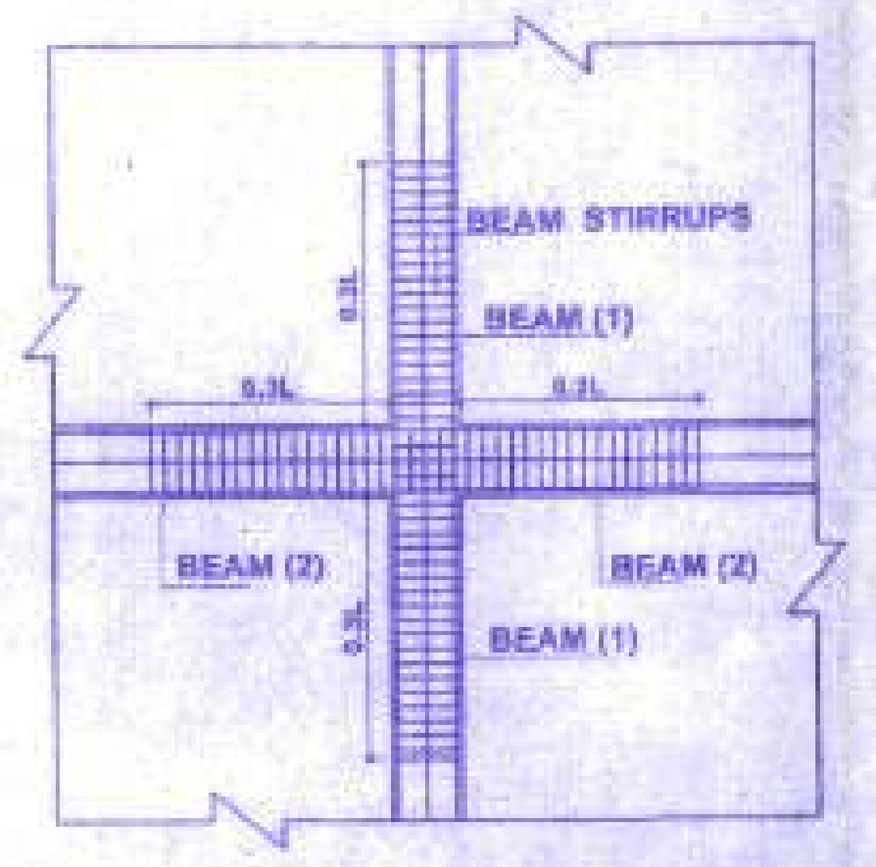


5 DETAILS OF CROSS BEAM JUNCTION
SCALE 1:50

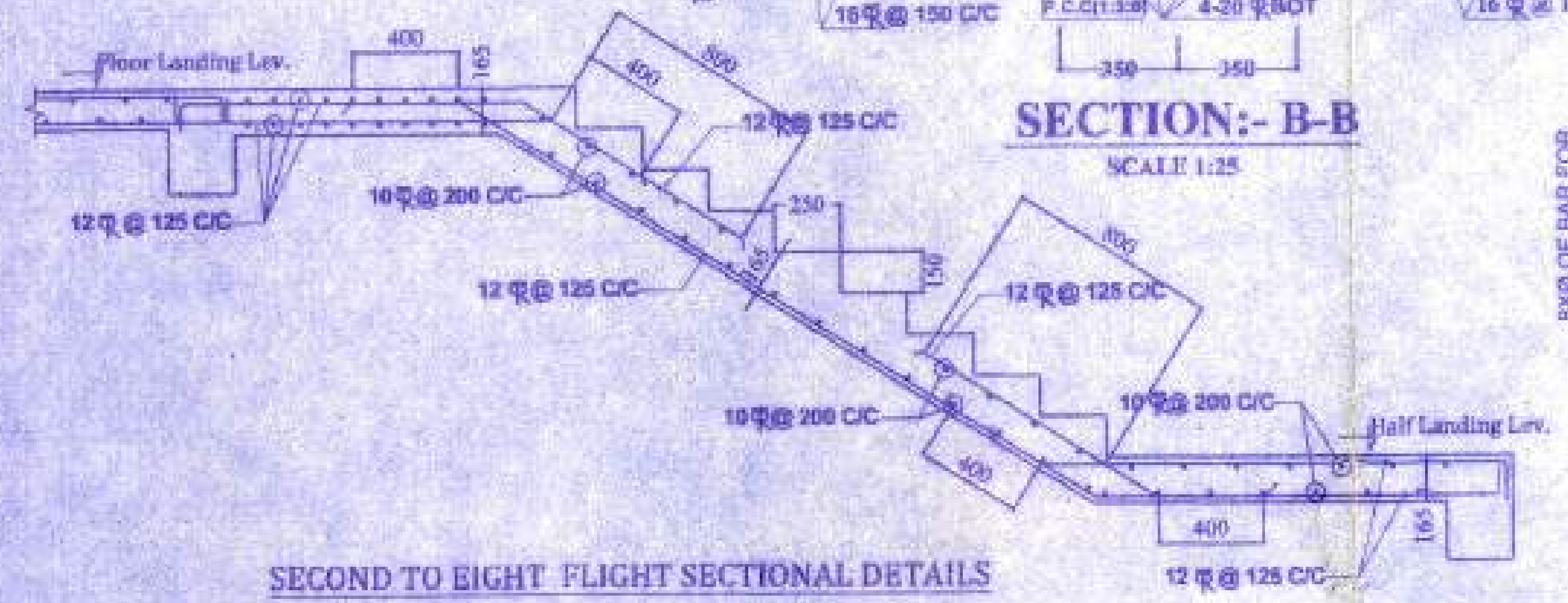


SECOND TO EIGHT FLIGHT SECTIONAL DETAILS

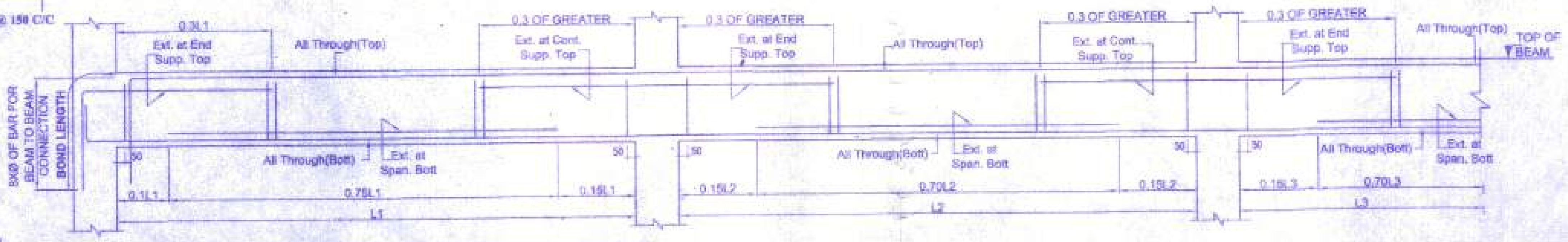


NOTE:
AT ALL CONTINUOUS SUPPORTS COMMON TO BEAMS OF TWO DIFFERENT MARKS PROVIDE HIGHER AREA OF REINF. BETWEEN THE TWO VALUES SHOWN FOR THE CONTINUOUS SUPPORTS OF THE TWO DIFFERENTLY MARKED BEAMS.

6 TYP. CURTAILMENT DETAILS FOR BEAMS(MULTIPLE SPAN BEAM)
SCALE 1:25

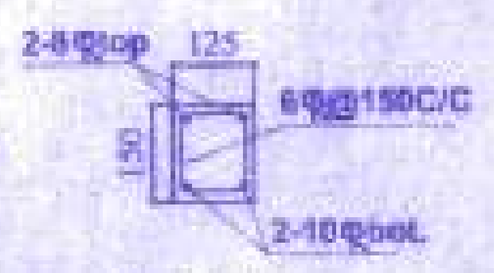


CUT LINTEL OVER 125 THK. WALL

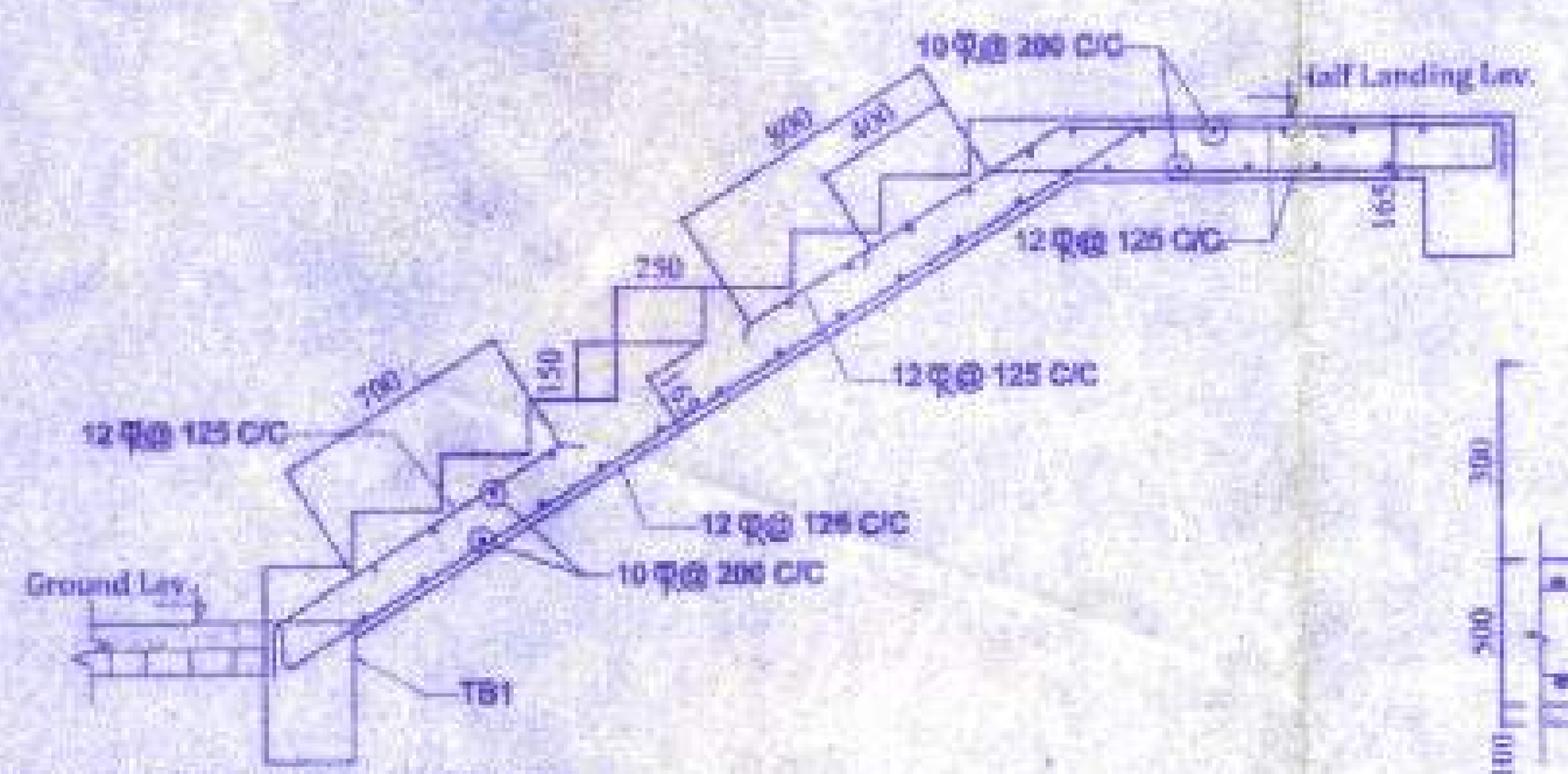


FIRST FLIGHT SECTIONAL DETAILS

7 DETAILS OF STAIRCASE
SCALE 1:25

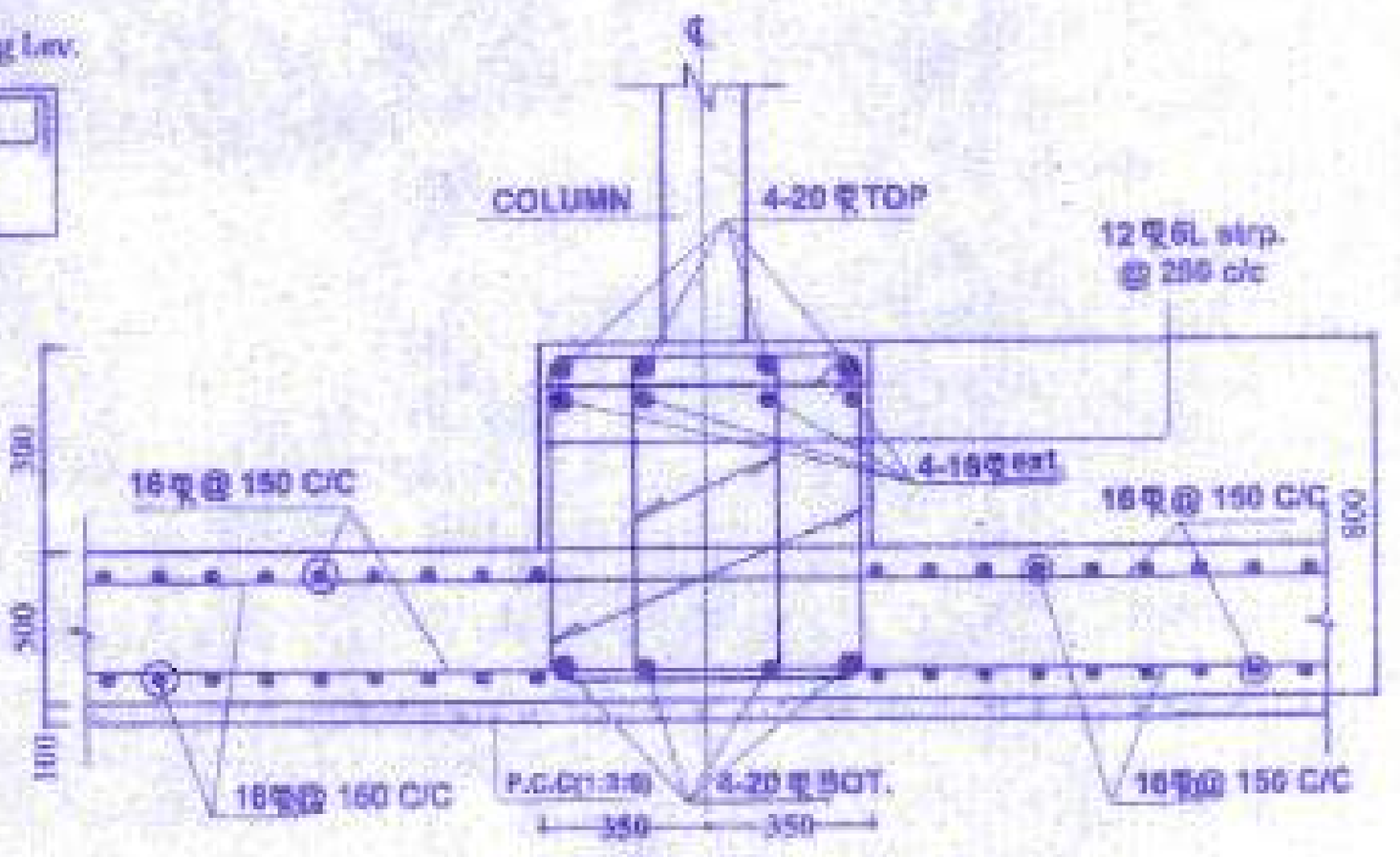


SECTION:- A-A
SCALE 1:25

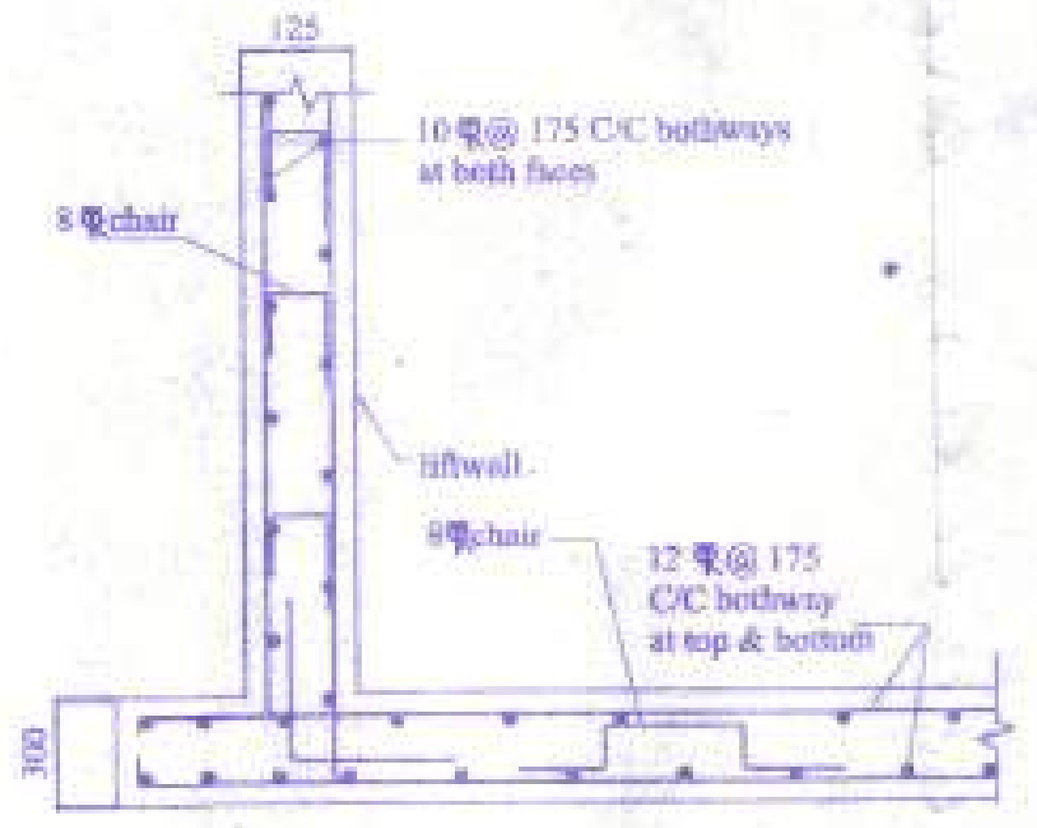


8 SECTION OF LIFT WALL
SCALE 1:25




9 LONG SECTION OF RAFT FOUNDATION
SCALE 1:25

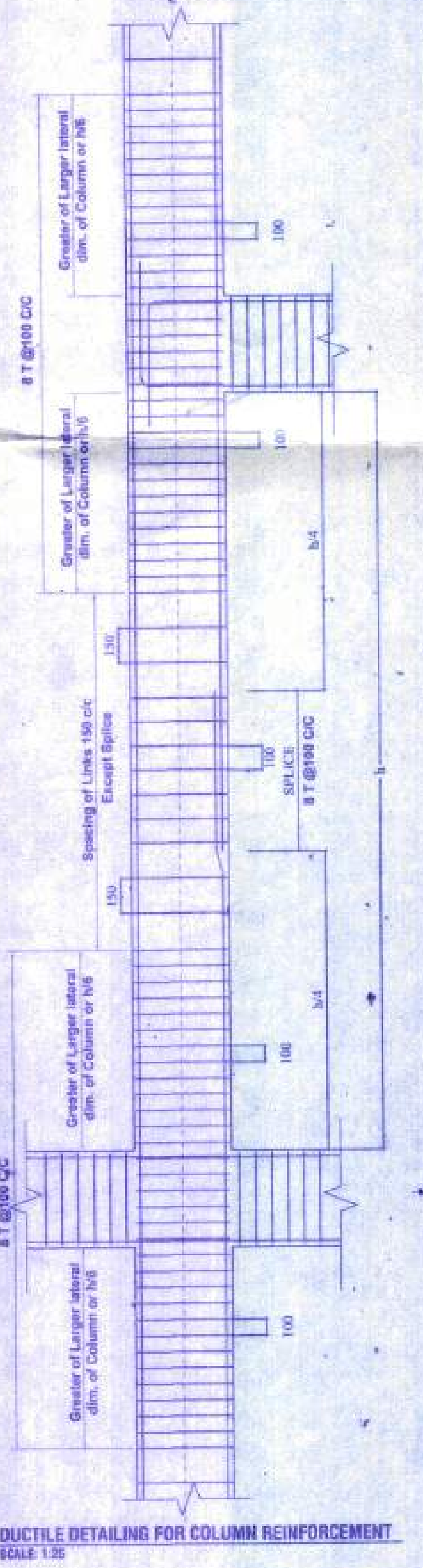


10 DUCTILE DETAILING FOR COLUMN REINFORCEMENT
SCALE 1:25

SIGNATURE OF OWNER

Arun Kumar Sannigrahi

SIGNATURE OF ENGINEER/L.B.S:-

Hirak Ghosh

SIGNATURE OF STRUCTURAL ENGINEER:-

Hirak Ghosh

SIGNATURE OF GEO-TECHNICAL ENGINEER:-

TITLE:-

RAFT FOUNDATION DETAILS WITH LAYOUT PLAN,TIE BEAM AND FLOOR BEAM DETAILS WITH LAYOUT PLAN,SLAB,LIFTWALL & STAIRCASE SECTIONAL DETILS,LINTEL & CHAJJA DETAILS.

THIS DRAWING IS PROPERTY OF M/s Genesis Infrastructure Development Services AND MUST NOT BE COPIED WITHOUT OUR CONSENT NOR MADE KNOWN TO A THIRD PARTY.

| REFERENCES | DRAWING NO- | TITLE:- |
|---|---|---|
| | GIDS/AS/ARCH01-02 | ELEVATION, SECTIONAL VIEWS, GROUND FLOOR PLAN, TYPICAL FLOOR PLAN, ROOF PLAN, DETAILS OF SEMI UNDER GROUND WATER RESERVOIR, SECTIONAL DETAIL OF RAINWATER SOAK PIT. |
| | GIDS/AS/ARCH02-02 | SITE PLAN, DETAILS OF SEPTIC TANK SECTIONAL RESERVOIR, LAYOUT MAP. |

| REV | DESCRIPTION | DATE | DRN. | CHD. | APP. | OFFICE USED:- |
|---|---|---|---|---|---|---|

GENESIS INFRASTRUCTURE DEVELOPMENT SERVICES
(AN ORGANIZATION OF CONSULTANT ENGINEERS)
E-mail id:-gidsbengal@gmail.com & gidsbengal.project@gmail.com
SPECIALIST IN CONSULTING ,STRUCTURAL DESIGN,SURVEYING & SOIL INVESTIGATING
OFFICE:- C/29 4th street,Sector's Colony,City Centre Durgapur -713216
Contact No:- +919333233331,+917699998140
GENESIS

CHECKED BY : H.GHOSH | SCALE : 1:100, 1:50, 1:25, N.T.S
DATE : 19.03.2019 | REV-00
PROJECT:-ARUN KUMAR SANNIGRAHI
SHEET NO:- GIDS/AS/STRU01-01

N